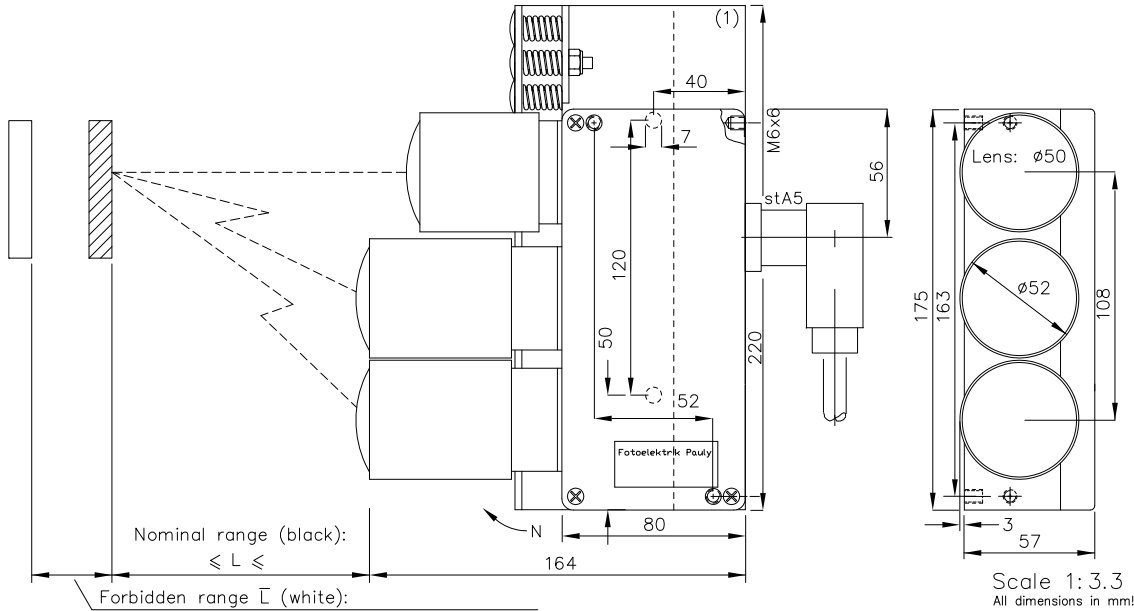
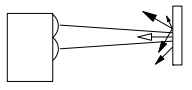


Diffuse-Reflective Sensor with passive Background Response Suppression

Type JP103RFZ / / / t
 Special Type: PRFZ13 / / / t

1200...3000mm

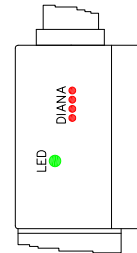
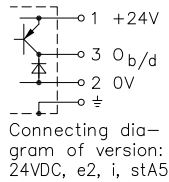
Diffuse-Reflective Sensor with passive Background Response Suppression

JP103RFZ././t
 PRFZ13..././t

Order no.:
 1452

Note: Angle of incidence:

Diffuse Reflective surfaces are reliably detected even when the detecting beam's angle of incidence deviates sharply from 90°. Reflective surfaces can considerably impair the detecting quality. However, reflective surfaces can still be recognised beyond the forbidden distance \bar{L} ; slightly tilting the sensor helps. Tilting should only be done in the direction of the "N" arrow. In the case of cylindrical detecting objects the sensor beams should be directed onto the surface line as far as possible.



Technical Characteristics:

Housing	Al-Cast
Weight	approx. 1400g
Protection mode	IP65
Connection	4+1 pole Plug stA5
Supply	24VDC/70mA without load
Output	npn 60mA s.c.-prot., e2
Signal mode	bright-/darkswitching, selectable
Transmitter light	GaAs 880nm, invisible
Steady light resistance	>80kLx
Interference suppression	Force synchronization
Access time	<12ms/switch transition
Switching rate	40/s
Switch indicator	LED green
Level indicator	4x LED red (DIANA, i)
Ambient temperatur	-25...+60°C

Features:

Connection	4 pin Plug stLU4 6+1 pin Plug stBi7 3+1 pole no.-cable ..mK4
Output	Relay 240VAC/5A, 120W/1200VA, 1xCh, R npn 60mA s.c.-prot., e3 Optocoupler 60V/50mA, e1
Access time	"q": <2ms/switch transition
Switching rate	"q": electron.: 300/s, Relay: 10/s
Heat-protected transducersystem, p1	
If using cooling water flange, then milled wall, y	

Accessories:

- Heavy adjustment flange R27SH (1)
- Elbow tube adjustment AD27SS2
- Cooling water flange KW27

Description of the Application:

1452 DE (08.05.14 tb)
 E_1452_1 (14.05.14 tb)
 (06.06.03 gs)
 (18.02.05 m)