PAULY

Fotoelektrik Pauly GmbH, Wahrbrink 6, 59368 Werne, Germany, Tel +49 2389 40227-70, Fax +49 2389 40227-77, www.fotoelektrik-pauly.de

Optical Anti-Collision Device Type CPV1038
with Series Contact, continually self-testing

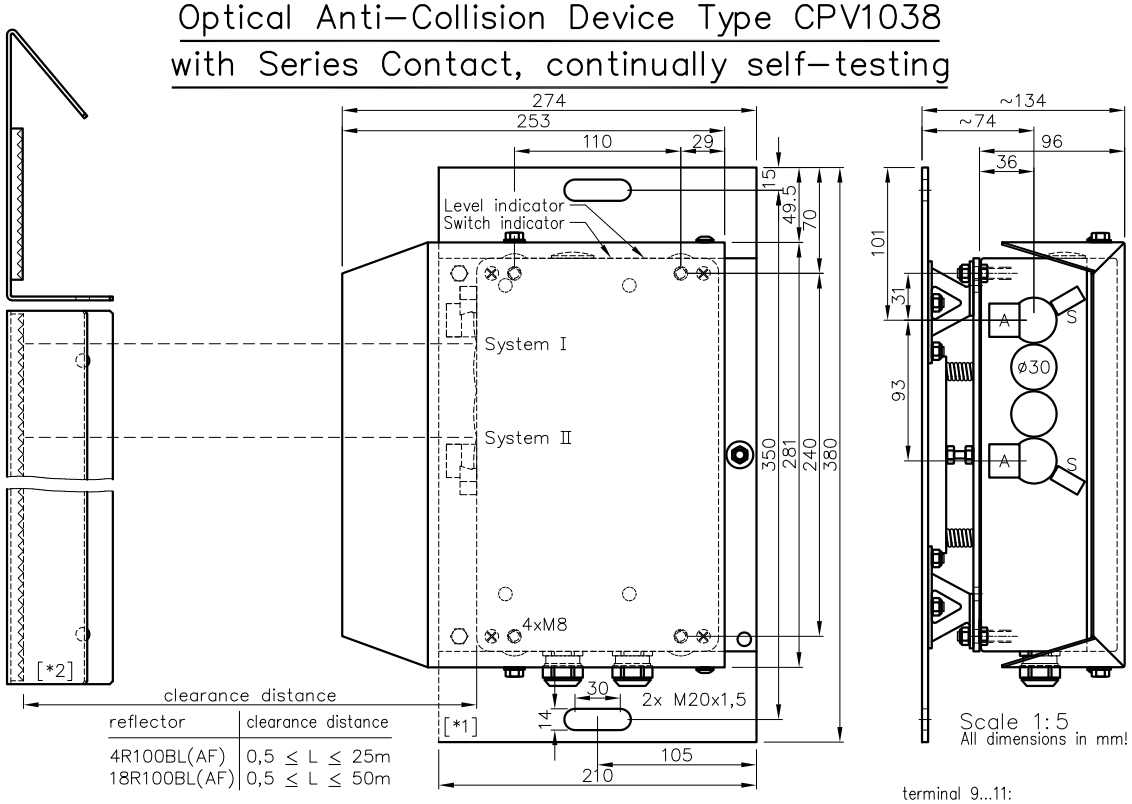

reflector	clearance distance
4R100BL(AF)	0,5 ≤ L ≤ 25m
18R100BL(AF)	0,5 ≤ L ≤ 50m

0,5...25/50m

Optical Anti-Collision Device with Series Contact, continually self-testing

CPV1038

Order no.:

5269

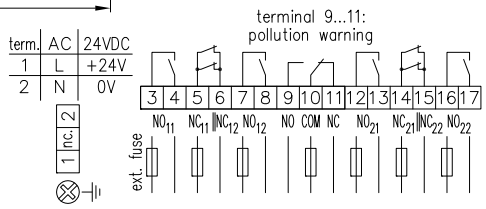

Technical Characteristics:

Housing	Al-Cast
Weight	approx. 5000g without adjustment flange
Protection mode	IP65
Connection	terminal strip
Supply	230VAC/16VA
Output main contact	each system 2x Relay, 2xNO, 1xNC, supervised & forceguided
Output pollution warning	1x Relay, 1xCh
Signal mode	dark switching
Operation mode	Alternating light, dynamic, continually self-testing
Transmitter light	LED 850...880nm, invisible
Access time	approx. 80ms
Switching rate	3/s
Tolerance of distance accuracy	≤ 9% (see operating instructions)
Additional tol. on environmental influences	8% (see operating instructions)
Switch indicator	each system 2x LED green
Level indicator	each system 4x LED red (DIANA, i)
Steady Light Resist.	>80kLx
Operating Temperature	-25...+60°C, non-condensing
Certificate number	HSM 09 079
Safety integrity level (SIL)	1 according to DIN EN 62061
Performance Level (PL)	c according to DIN EN ISO 13849-1
Category (CAT)	2 according to DIN EN ISO 13849-1
$MTTF_d$	86a according to DIN EN ISO 13849-1
PFH_d	6,61x10E-7 h^{-1}
Exterior test system, A	
Protection against sabotaging, S	

Accessories:

Reflectors 4R100BL [*2] (#6801), 18R100BL (#6802)
Reflectors anti-fogging version 4R100BLAF (#6801A01), 18R100BLAF (#6802A01)
Adjustment flange JF57S [*1] (#8655)

Options:

Connection	Plug
Supply	24VDC/~700mA
	115VAC, 42...48VAC
CPV1037	with single switching point (#5259)

Note on safety:

Please refer to the operating instructions (E_52692) for assembly, connecting and adjustment instructions of the light barrier and the corresponding accessories.

Mounting example:

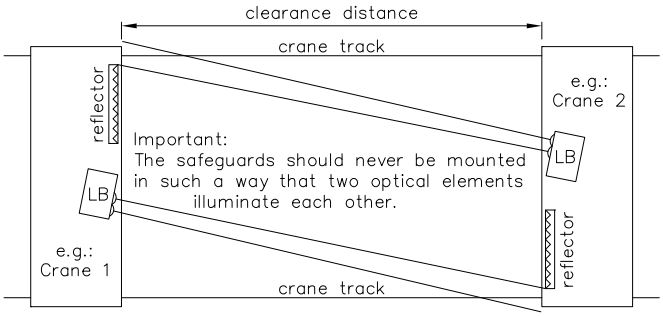

5269 DE (04.05.10 tb) (04.07.12 tb) (04.09.17 tb) (24.11.15 tb)
E_ 5269 1 (22.06.10 tb) (07.01.13 tb) (07.03.18 tb)
(26.10.09 tb) (16.09.10 tb) (13.05.14 tb) 15.01.19 tb
(11.01.10 tb) (31.03.11 tb) (08.12.14 tb)

The design and make of the devices and their electronics are intellectual property of the company "Fotoelektrik Pauly GmbH". Internal circuit diagrams can, for copyright reasons, not be given therefore. Subject to technical alterations. Errors excepted. The reprinting of this data sheet or the copying of extracts from it are allowed only with the approval of the "Fotoelektrik Pauly GmbH" and with an indication of the sources used. Infringements are punishable by law.